

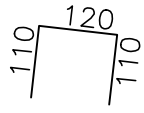


# TABULKA VÝZTUŽE

| Č. POL.              | POČET KS | D [mm] | D [mm] | TVAR  | DÉLKA [m] | SPEC. HMOTNOST [kg/m] | CELKOVÁ DÉLKA [m] | HMOTNOST [kg] |
|----------------------|----------|--------|--------|---|-----------|-----------------------|-------------------|---------------|
| 1                    | 1        | 12     | 12     |  | 196.00    | 0.888                 | 196.00            | 174.0         |
| 2                    | 188      | 8      | 8      |  | 1.00      | 0.395                 | 188.00            | 74.3          |
| 3                    | 552      | 6      | 6      |  | 0.34      | 0.222                 | 187.68            | 41.7          |
| HMOTNOST CELKEM [kg] |          |        |        |   |           |                       |                   | 289.973       |

## VÝPIS SÍTÍ

| Č. POL.           | ŠÍŘKA [m] | DÉLKA [m] | POČET KS |               |
|-------------------|-----------|-----------|----------|---------------|
|                   |           |           |          | SÍŤ KARI SZ   |
|                   |           |           |          | Ø6/100-Ø6/100 |
| S1                | 2,00      | 3,00      | 12       | 72,00         |
| S2                | 2,00      | 3,00      | 12       | 72,00         |
|                   |           |           |          |               |
|                   |           |           |          |               |
|                   |           |           |          |               |
|                   |           |           |          |               |
| m <sup>2</sup>    |           |           |          | 144,00        |
| kg/m <sup>2</sup> |           |           |          | 4,44          |
| kg                |           |           |          | 639,4         |
| CELKEM            |           |           |          | 639,4 kg      |

ČÍSLO VÝKRESU

PPS- 01/24-D.1.2.2.b-

11

STRANA

01